





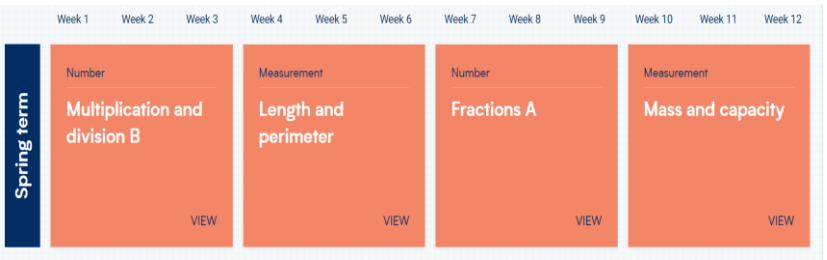





Medium Term Planning Template

Term: Spring 2

Year: 3/4

At Western, we aim to develop kind, ambitious, curious, confident and successful young people who are excited about their futures.

Curriculum Drivers					
Use of technology 	The Natural World 	6 characteristics of learning 	Diversity 	Values 	Health and Well-being 
Topic Name: Inventors and Inventions					
Key Question: Which British inventions have most changed the world?					
English			Maths		
<p>Comprehension: VIPERS</p> <p>Writing:</p> <ul style="list-style-type: none"> Introduce book 'The boy who invented TV'. Explanation writing Biography writing 			<p>White Rose YEAR 3</p> 		
<p>Reading Class books</p>  			<p>YEAR 4</p> 		
<p>Writing Story writing build up from last term.</p>			<p>Science</p>		
<p>Sound</p> <p>Identify how sounds are made by associating some of them with something vibrating.</p>			<p>History (Understanding the World)</p> <p>Week 1: What do we know about inventors and inventions. Research British inventions. Week 2: To investigate the invention of the telephone. Week 3: To investigate the invention of the WWW. Week 4: To explore the development of concrete. Week 5: To investigate the Macintosh invention. Week 6: To investigate Ada Lovelace – Women Programmer</p>		

Medium Term Planning Template

Term: Spring 2

Year: 3/4

At Western, we aim to develop kind, ambitious, curious, confident and successful young people who are excited about their futures.

<p>Recognise that vibrations from sounds travel through a medium to the ear. Find patterns between the pitch of a sound and features of the object that produced it. Find patterns between the volume of a sound and the strength of the vibrations that produced it. Recognise that sounds get fainter as the distance from the sound source increases.</p>	<p>Final week to debate on the best inventions and plead their cases.</p>
<p>Geography (Understanding the World)</p>	<p>PSHE (PSED)/French</p>
	<p>PSHE- Kapow Safety and the Changing Body (continued) Lesson 7: (Y3) First Aid emergencies (Y4) Introducing puberty Lesson 8: Road Safety (Y3) Growing up (Y4)</p> <p>Citizenship</p> <p>Lesson 1: recycling Lesson 2: local community Lesson 3: local council and democracy Lesson 4: rights of the child / human rights</p> <p>French</p> <p>This term French will be La Famille. This is all about the family. We will learn the names of family members (Mum, Dad, Brother, Sister etc) and how to describe our family. We will use the verb AVOIR (to have) in its basic conjugation. We will use the word VOICI to create sentences about the family both orally, aurally, and written.</p> <p>We will create our own family trees and label them.</p>
<p>RE (Understanding the World)</p>	<p>PE (Physical Development)</p>
<p>We will be answering the question. Why do some people see life as a journey?</p>	<p>Handball Outdoor adventure activities</p>

Medium Term Planning Template

Term: Spring 2

Year: 3/4

At Western, we aim to develop kind, ambitious, curious, confident and successful young people who are excited about their futures.

<p>Art (Expressive Arts and Design)</p>	<p>Design Technology (Expressive Arts and Design)</p>
	<p>To design and make a musical instrument which explore pitch and volume.</p>
<p>Computing (Understanding of the World)</p>	
<p>Spring 2 Online Safety – Online reputation Creating Media (Stop frame animation – I-motion) Week 1 – Can a picture move? Week 2 – Frame by frame Week 3 – What’s the story? Week 4 – Picture perfect Week 5 – Evaluate and make it great! Week 6 – Lights, camera, action!</p>	
<p>Key Texts</p>	<p>Launch Event</p>
 	<p>Visit to Eureka Halifax</p>
<p>Trips, Events & Visitors</p>	<p>Whole School Events</p>
<p>Visit to Eureka Halifax</p>	
<p>Questions</p>	<p>Characteristics of Learning</p>
<p>Which British inventions have most changed the world?</p>	<p>Ambitious, Collaborative, Curious, Reflective, Resilient, Resourceful</p>